


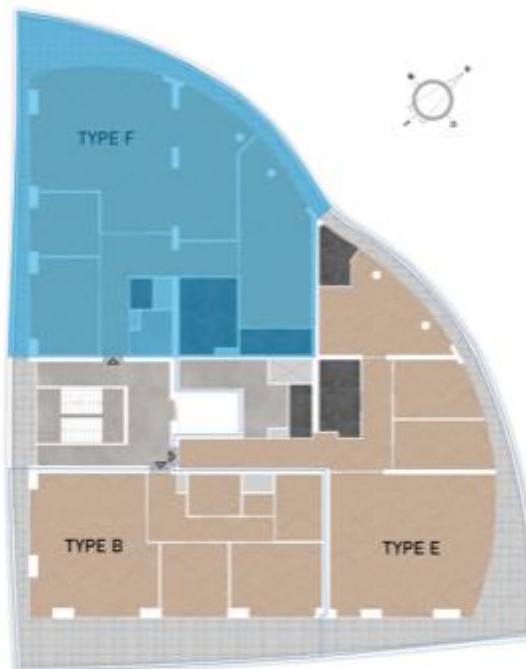
## Secure interest in an apartment in Zeezicht

1. Click on the housing selector, on the floor you want to live



2. Conform your choice(s) of the apartment(s) you are interested in, by clicking the heart

## Verdieping 11



Hellingweg 169

Beschikbaar

Bekijk woning



Huurprijs

€ 3300

/mond

Slaapkamers

3

slaapkamers

Oppervlakte

154m<sup>2</sup>

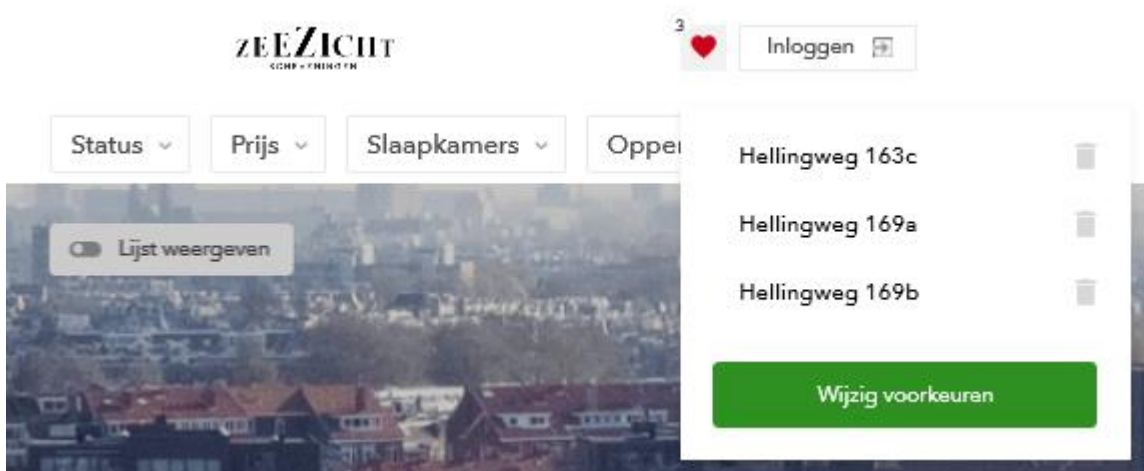
Servicekosten

€ 105,-

3. At the top of the page you will find the number of selected apartments you chose



You can always change your preferences, by clicking on the heart (*wijzig voorkeuren*)





4. You do not wish to change your preferences? Conform your choices, by clicking on 'wijzig voorkeuren' (green button, see the previous page). You can confirm your choices bottom right ('voorkeuren definitief maken').

The screenshot shows the ZEEZICHT user interface. At the top left is the ZEEZICHT logo. To its right is a 'Inloggen' button with a heart icon and a user ID. Below the logo is a 'Mijn gegevens' section with the text 'Welkom, u bent niet ingelogd'. To the right of this is another 'Inloggen bij het ID' button. The main section is titled 'Mijn voorkeuren' and shows '3 van de 45 appartementen'. It contains three rows of apartment listings, each with a small image of the apartment, its name, rent price, number of bedrooms, open area, and service costs. Each listing has a 'Bekijk woning' button with a heart icon. At the bottom of the listing area is a 'Voorkeur toevoegen' button. At the bottom right of the page is a '3 voorkeuren definitief maken' button.

Apartment Name	Rent Price	Bedrooms	Open Area	Service Costs
Hellingweg 163c Boschloos	€ 2120 /mnd	2 slaapkamers	106m <sup>2</sup>	€ 105,-
Hellingweg 169a Boschloos	€ 2100 /mnd	2 slaapkamers	90m <sup>2</sup>	€ 105,-
Hellingweg 169b Boschloos	€ 2900 /mnd	3 slaapkamers	137m <sup>2</sup>	€ 105,-

5. Now you have to register in the IDD (ID file). You will have to fill in your details by going through 3 steps. During step 3 the system automatically indicates whether the apartments – solely based on income - could be allocated to you.

ZEEZICHT 3  Inloggen 

---

Stap 1 van 3

### Mijn gegevens

Vul uw gegevens in en geef uw voorkeuren door

Geslacht  Man  Vrouw

### Persoonlijke gegevens

Voorletters*	Tussenv.	Achternaam*
E-mailadres*	Telefoon*	

### Adresgegevens

Straatnaam*		Huisnum.*	Toev.
Postcode*	Plaats*		

### Geboortegegevens

Uw geboorte datum gelieve op de volgende manier in te vullen (dd-mm-jjjj).

Dag*	Maand*	Jaar*	Geboorteplaats*
------	--------	-------	-----------------

### Burgelijke staat

Kies een optie \*

### Waar kent u ons van?

Kies een optie \*

Once you have completed the 3 steps you are registered.

6. The rental agents will allocate the homes and will contact you to schedule an exclusive viewing of the model home.

After you have visited the location and (model) home, you will have the opportunity to make a final decision whether to rent the apartment in Zeezicht. In this situation, proceed to step 7.

Bedankt voor je inschrijving

De eerste stappen van de inschrijving heb je nu voltooid. Ga naar het IDD klantendossier om jouw documenten te uploaden, om de inschrijving te voltooien. Je kunt hieronder ook kiezen om jouw voorkeuren te wijzigen of terug te gaan naar de homepage.

[Terug naar overzicht](#)

7. You will be asked to upload information. Below you will find an overview of the required data.

- A copy of proof of identity (not a driver's license and no documents on which the BSN-number (social security number) and photograph have been made unrecognisable)
- Proof of registration in a municipality (uittreksel BRP)
- Landlord statement / mortgage statement issued by mortgage provider

**Are you working in employment?**

- Employer's statement
- Annual tax statement
- Certified statement of employment history and wages (arbeidsverleden en loongegevens) issued by the UWV (Employee Insurance Agency). This can only be requested if you have a DigiD (digital identity), and can be requested on the following website.  
<https://www.uwv.nl/particulieren/formulieren/digitaal-verzekeringsbericht.aspx>. (A DigiD can be requested on digid.nl, and takes a few days to process.)

**Are you retired / receiving an AOW (Old Age) pension?**

- An annual AOW, and/or as the case may be, pension statement
- A copy of a bank statement proving that you have received AOW, and/or as the case may be, pension payments over the past 3 months

**Are you self-employed?**

- A recent copy (no older than 3 months) of your registration with the Chamber of Commerce
- Annual statements of the past 2 years (preceding the date of the signing of the rental contract) drawn up by an accountant / administration office
- A (financial) prognosis for the year to come.

**And, insofar as applicable:**

- A divorce agreement
- An overview of your personal assets
- Should you be selling your current home: the (provisional) sales contract + an overview of the remaining mortgage amount
- Should you be retaining your current home: an overview of the mortgage payments over the past 6 months.

Any questions? Do not hesitate to contact the rental agents.

The information provided will be handled with great care.

8. The rental agreement will be drawn up and provided to you to sign.

The content of the rental agreement has been determined by the landlord and is identical for each apartment, subject to variables, such as tenant (s), address, rent, etc..

You will be informed of the progress of the construction and related date of delivery in the meantime. The current (August 2020) forecast delivery date is February 2021.

It is the intention of the rental agents to offer you an opportunity to view your own apartment. This allows you – for example – to measure the apartment up. However, we are dependent on weather conditions and willingness from the builder / developer.

It is also our intention to organize an occasion where you personally get to know your future fellow residents of Zeezicht.

You will also be further informed about the additional services that Zeezicht has to offer to its tenants.

These meetings may be combined into one.

We will contact you approximately 4 weeks prior to the delivery date, to discuss the precise date and time. During delivery we will record the state in which the apartment is in (in writing and with photos) and the keys will be handed over to you.

The apartment is now yours.

The moving in can commence.

**Living in Zeezicht will provide you a holiday feeling all year round!**



# WELCOME IN ZEEZICHT

